Taking a Hard Look in the Mirror at Program Effectiveness

Joseph Stark
Executive Director
LA Unified Adult Education

Laura Chardiet
Coordinator
Program Policy & Development
LA Unified Adult Education

California Adult Education Administrators' Association

Hans and Franz

California Adult Education Administrators' Association

How strong are your metrics?

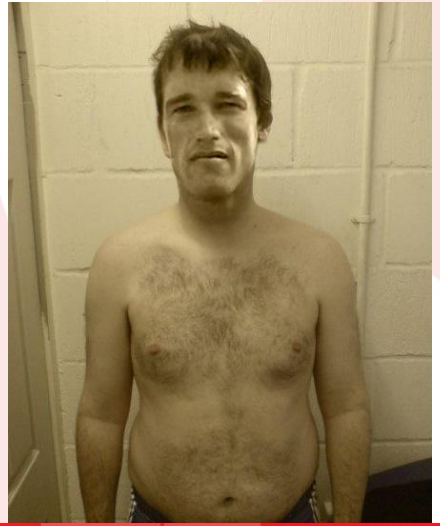

Need a Plan

Working On It

Built for Tomorrow

California Adult Education Administrators' Association

Why is talking about program effectiveness so hard?

What exactly does program effectiveness

program effectiveness

(ˈprō-ˌgram i-ˈfek-tiv-ness)

Different agencies want to define it differently.

AB104

AB104

Adult Education Block Grant

(b) (1) The chancellor and the Superintendent may require a consortium, as a condition of receipt of an apportionment, to submit any reports or data necessary to produce the report described in subdivision (a).
(2) The chancellor and the Superintendent shall align the data used to produce the report described in subdivision (a) with data reported by local educational agencies for other purposes, such as data used for purposes of the federal Workforce Opportunity and Innovation Act (Public Law 113-128).
(3) The Employment Development Department and the California Workforce Investment Board shall provide any assistance needed to align delivery of services across state and regional workforce, education, and job service programs.
SEC. 40. Section 84920 is added to the Education Code, to read:
84920. (a) To the extent that one-time funding is made available in the Budget Act of 2015, consistent with the provisions of Section 84917, the chancellor and the Superintendent shall identify common measures for determining the effectiveness of members of each consortium in meeting the educational needs of adults. At a minimum, the chancellor and the Superintendent shall accomplish both of the following:
(1) Define the specific data each consortium shall collect.
(2) Establish a menu of common assessments and policies regarding placement of adults seeking education and workforce services into adult education programs to be used by each consortium to measure educational needs of adults and the effectiveness of providers in addressing those needs.
(b) It is the intent of the Legislature that both of the following occur:
(1) That the educational needs of adults in the state be better identified and understood through better sharing of data across state agencies.
(2) That, at a minimum, the chancellor and the Superintendent shall enter into agreements to share data related to effectiveness of the consortia between their agencies and with other state agencies, including, but not necessarily limited to, the Employment Development Department and the California Workforce Investment Board.
(c) The chancellor and the Superintendent shall identify, no later than January 1, 2016, the measures for assessing the effectiveness of consortia that will be used in the report that, pursuant to Section 84917, is to be submitted by September 30, 2016. These measures shall include, but not necessarily be limited to, all of the following:
(1) How many adults are served by members of the consortium.
(2) How many adults served by members of the consortium have demonstrated the following:
(A) Improved literacy skills.
(B) Completion of high school diplomas or their recognized equivalents.
(C) Completion of postsecondary certificates, degrees, or training programs.
(D) Placement into jobs.
(E) Improved wages.
(d) No later than November 1, 2015, the chancellor and the Superintendent shall submit to the Director of Finance, the state board, and the appropriate policy and fiscal committees in the Legislature a report of its progress in meeting the requirements of subdivisions (a) and (b).
(e) The chancellor and the Superintendent shall apportion the funds appropriated for purposes of this section in the Budget Act of 2015 in accordance with both of the following:

California Adult Education Administrators' Association

AB104

AB104

Adult Education Block Grant

(b) (1) The chancellor and the Superintendent may require a consortium, as a condition of receipt of an apportionment, to submit any reports or data necessary to produce the report described in subdivision (a).
(2) The chancellor and the Superintendent shall align the data used to produce the report described in subdivision (a) with data reported by local educational agencies for other purposes, such as data used for purposes of the federal Workforce Opportunity and Innovation Act (Public Law 113-128).
(3) The Employment Development Department and the California Workforce Investment Board shall provide any assistance needed to align delivery of services across state and regional workforce, education, and job service programs.
SEC. 40. Section 84920 is added to the Education Code, to read:
84920. (a) To the extent that one-time funding is made available in the Budget Act of 2015, consistent with the provisions of Section 84917, the chancellor and the Superintendent shall identify common measures for determining the effectiveness of members of each consortium in meeting the educational needs of adults. At a minimum, the chancellor and the Superintendent shall accomplish both of the following:
(1) Define the specific data each consortium shall collect.
(2) Establish a menu of common assessments and policies regarding placement of adults seeking education and workforce services into adult education programs to be used by each consortium to measure educational needs of adults and the effectiveness of providers in addressing those needs.
(b) It is the intent of the Legislature that both of the following occur:
(1) That the educational needs of adults in the state be better identified and understood through better sharing of data across state agencies.
(2) That, at a minimum, the chancellor and the Superintendent shall enter into agreements to share data related to effectiveness of the consortia between their agencies and with other state agencies, including, but not necessarily limited to, the Employment Development Department and the California Workforce Investment Board.
(c) The chancellor and the Superintendent shall identify, no later than January 1, 2016, the measures for assessing the effectiveness of consortia that will be used in the report that, pursuant to Section 84917, is to be submitted by September 30, 2016. These measures shall include, but not necessarily be limited to, all of the following:
(1) How many adults are served by members of the consortium.
(2) How many adults served by members of the consortium have demonstrated the following:
(A) Improved literacy skills.
(B) Completion of high school diplomas or their recognized equivalents.
(C) Completion of postsecondary certificates, degrees, or training programs.
(D) Placement into jobs.
(E) Improved wages.
(d) No later than November 1, 2015, the chancellor and the Superintendent shall submit to the Director of Finance, the state board, and the appropriate policy and fiscal committees in the Legislature a report of its progress in meeting the requirements of subdivisions (a) and (b).
(e) The chancellor and the Superintendent shall apportion the funds appropriated for purposes of this section in the Budget Act of 2015 in accordance with both of the following:

California Adult Education Administrators' Association

AB104

(1) How many adults are served by members of the consortium.
(2) How many adults served by members of the consortium have demonstrated the following:
(A) Improved literacy skills.
(B) Completion of high school diplomas or their recognized equivalents.
(C) Completion of postsecondary certificates, degrees, or training programs.
(D) Placement into jobs.
(E) Improved wages.

CAEP Summary Report

CASAS

08/09/2020
23:03:56

CAEP Summary

AEBG20175

Agency: 1180 - Los Angeles Unified School District (LAUSD)
Member: 259 - Los Angeles Unified School District
Program Year: 2019-2020
Consortium: 27 - Los Angeles Regional Adult Education Consortium

Program Areas* (A)	Literacy Gains (Pre/Post)			CAEP Outcomes							Services					
	Enrollees (B)	Enrollees with pre/post (C)	EFL Gains Achieved (D)	Enrollees (E)	Other Literacy Gains (F)	HSD/HSE Achieved (G)	Post-Secondary Achieved (H)	Enter Employment Achieved (I)	Increase Wages Achieved (J)	Transition Post-Sec Achieved (K)	Enrollees (L)	Enrollees with any Services Received (M)	Supportive Services Received (N)	Training Services Received (O)	Transition Services Received (P)	Career Services Received (Q)
English Language Learner (ESL/ELL)	24,880	16,144	11,583	29,912	29,844	236	502	10,010	3,468	4,281	33,676	33,460	14,123	11,637	82,676	36,666
ABE/ASE	11,095	6,175	4,419	18,896	18,675	1,175	824	3,599	1,374	17,826	22,508	22,431	5,945	4,482	55,215	24,404
Career and Technical Education (CTE)	4,310	2,529	1,890	12,863	12,828	543	1,947	3,120	1,444	11,914	14,626	14,580	4,676	4,948	46,261	16,319
Workforce Preparation	1,395	809	649	5,974	5,973	323	1,651	1,731	924	5,913	6,030	6,027	2,184	2,505	20,124	7,214
Pre-Apprenticeship	188	59	44	1,318	1,317	54	159	200	172	1,316	1,405	1,403	519	551	4,728	1,501
Adults Training for Child School Success	719	481	315	861	861	4	5	134	54	25	955	953	308	335	2,176	1,061
Programs for Adults with Disabilities	336	197	129	840	765	22	107	146	57	702	919	918	404	315	2,646	1,048
No Designated Program											212	86	8	5	173	74
Total	42,923	26,394	19,029	70,464	70,263	2,357	5,195	18,940	7,493	41,977	80,331	79,858	28,167	24,778	213,999	88,287
Students in two or more programs	6,681	4,199	3,084	13,639	13,609	558	1,835	3,709	1,680	11,197	14,811	14,783	5,552	5,450	14,782	14,779
Total unduplicated students	33,625	20,556	14,687	51,490	51,321	1,475	2,330	13,620	5,025	25,747	59,600	59,167	19,388	16,183	59,146	58,976

*All learners in multiple programs are counted in each program in which they are enrolled.

California Adult Education Administrators' Association

LA Unified Adult Education's Approach

California Adult Education Administrators' Association

LA Unified Adult Education's Approach

Cut Fat

Count Calories

Eliminate Sugar

Increase Fiber

More Cardio

Chew Slowly

California Adult Education Administrators' Association

LA Unified Adult Education's Approach

Cut Fat

Count Calories

Eliminate Sugar

Increase Fiber

More Cardio

Chew Slowly

Drink 1% Milk

California Adult Education Administrators' Association

LA Unified Adult Education's Approach

Cut Fat

Count Calories

Eliminate Sugar

Increase Protein

More Cardio

Chew Slowly



Drink 1% Milk

What is our "Drink 1% Milk"?

LA Unified Adult Education's Approach

(data not available)

California Adult Education
caeaa
Administrators' Association

LA Unified Adult Education's Approach

Workforce Investment Act

03/22/2012
11:14:19

Payment Points Summary by Program

Page: 1

Student Records Dated between 07/01/2005 and 06/30/2006 & Consumer Records Dated between 07/01/2005 and 06/30/2006

Agency: **1180 - Los Angeles Unified Adult**

Funding: ☐ 225 Funding ☒ 231 Funding ☒ Civic Participation ☒ Citizenship Preparation

Funding	Program / Focus Areas	Total # of Enrollees Overall	Total # of Enrollees with paired scores	Payment Points: Benchmarks: Make a Significant Gain N	Make a Significant Gain %	Complete Two Levels N	Complete Two Levels %	Received a GED Certificate N	Received a GED Certificate %	Received a High School Diploma N	Received a High School Diploma %	Passed Citizenship Interview Test N	Passed Citizenship Interview Test %	Passed Government & History Test N	Passed Government & History Test %	SODs: SOD 1 N	SOD 1 %	SOD 2 N	SOD 2 %	SOD 3 N	SOD 3 %	Total PP
225/231	**ABE / ESL**																					
	Basic Skills (ABE)	7,272	3,050	2,243	74.0	664	21.9	81	1.1	188	2.6											3,174
	ESL	107,032	62,097	45,599	73.4	17,082	27.5	364	0.3	735	0.7											63,780
	ESL/Citizenship	739	423	164	38.8	66	15.6	0	0.0	1	0.1											231
	Vocational Literacy																					
	Basic Skills (ABE)	6	3	2	66.7	0	0.0	1	16.7	0	0.0											3
	ESL	196	83	62	74.7	22	26.5	1	0.9	5	4.7											90
	ESL/Citizenship	0	0	0	0.0	0	0.0	0	0.0	0	0.0					See Applicants						0
	Family Literacy																					
	Basic Skills (ABE)	15	10	5	50.0	2	20.0	0	0.0	0	0.0											7
	ESL	424	349	241	69.1	78	22.3	0	0.0	8	1.9											327
	ESL/Citizenship	0	0	0	0.0	0	0.0	0	0.0	0	0.0											0
	Adult Secondary Education	10,354	3,775	1,654	43.8	335	8.9	270	2.6	701	6.8											2,960
EL Civics	**Civic Participation**	10,331	10,182													9,565	93.9	2,620	25.7	868	8.5	13,053
	Citizenship Preparation	3	3									0	0.0	0	0.0							0

Number of unduplicated learners: 126,148

Notes: Total # of Enrollees Overall is a duplicated count of students across programs.
Percentages for GED and High School Diploma are based on total number of enrollees.
All other percentages are based on total number of enrollees with paired scores.

Visual TOPSpro - Version: 4.6. - Build: 15 *CASAS 2012* *Prepared by: Administrator*

California Adult Education Administrators' Association

LA Unified Adult Education's Approach

Workforce Investment Act

03/22/2012
11:14:19

Payment Points Summary by Program

Page: 1

Student Records Dated between 07/01/2005 and 06/30/2006 & Consumer Records Dated between 07/01/2005 and 06/30/2006

Agency: **1180 - Los Angeles Unified Adult**

Funding: ☐ 225 Funding ☒ 231 Funding ☒ Civic Participation ☒ Citizenship Preparation

Funding	Program / Focus Areas	Total # of Enrollees Overall	Total # of Enrollees with paired scores	Payment Points: Benchmarks: Make a Significant Gain N	%a	Complete Two Levels N	%a	Received a GED Certificate N	%a	Received a High School Diploma N	%a	Passed Citizenship Interview Test N	%a	Passed Government & History Test N	%a	SODs: SOD 1 N	%a	SOD 2 N	%a	SOD 3 N	%a	Total PP
225/231	**ABE / ESL**																					
	Basic Skills (ABE)	7,272	3,050	2,241	74.0	664	21.9	81	1.1	188	2.6											3,174
	ESL	107,032	62,097	45,599	73.4	17,082	27.5	364	0.3	735	0.7											63,780
	ESL/Citizenship	739	423	164	38.8	66	15.6	0	0.0	1	0.1											231
	Vocational Literacy																					
	Basic Skills (ABE)	6	3	2	66.7	0	0.0	1	16.7	0	0.0											3
	ESL	196	83	62	74.7	22	26.5	1	0.9	5	4.7											90
	ESL/Citizenship	0	0	0	0.0	0	0.0	0	0.0	0	0.0											0
	Family Literacy																					
	Basic Skills (ABE)	15	10	5	50.0	2	20.0	0	0.0	0	0.0											7
	ESL	424	349	241	69.1	78	22.3	0	0.0	8	1.9											327
	ESL/Citizenship	0	0	0	0.0	0	0.0	0	0.0	0	0.0											0
	Adult Secondary Education	10,354	3,775	1,654	43.8	335	8.9	270	2.6	701	6.8											2,960
EL Civics	**Civic Participation**	10,331	10,182													9,565	93.9	2,620	25.7	868	8.5	13,053
	Citizenship Preparation	3	3									0	0.0	0	0.0							0

Number of unduplicated learners: 126,148

Notes: Total # of Enrollees Overall is a duplicated count of students across programs.
Percentages for GED and High School Diploma are based on total number of enrollees.
All other percentages are based on total number of enrollees with paired scores.

Visual TOPSpro - Version: 4.6. - Build: 15 *CASAS 2012* *Prepared by: Administrator*

California Adult Education Administrators' Association

LA Unified Adult Education's Approach

Workforce Investment Act

03/22/2012
11:14:19

Payment Points Summary by Program

Page: 1

Student Records Dated between 07/01/2005 and 06/30/2006 & Consumer Records Dated between 07/01/2005 and 06/30/2006

Agency: **1180 - Los Angeles Unified Adult**

Funding: ☐ 225 Funding ☒ 231 Funding ☒ Civic Participation ☒ Citizenship Preparation

Funding	Program / Focus Areas	Total # of Enrollees Overall	Total # of Enrollees with paired scores	Payment Points: Benchmarks: Make a Significant Gain N	%a	Complete Two Levels N	%a	Received a GED Certificate N	%a	Received a High School Diploma N	%a	Passed Citizenship Interview Test N	%a	Passed Government & History Test N	%a	SODs: SOD 1 N	%a	SOD 2 N	%a	SOD 3 N	%a	Total PP
225/231	**ABE / ESL**																					
	Basic Skills (ABE)	7,272	3,050	2,241	74.0	664	21.9	81	1.1	188	2.6											3,174
	ESL	107,032	62,097	45,599	73.4	17,082	27.5	364	0.3	735	0.7											63,780
	ESL/Citizenship	739	423	164	38.8	66	15.6	0	0.0	1	0.1											231
	Vocational Literacy																					
	Basic Skills (ABE)	6	3	2	66.7	0	0.0	1	16.7	0	0.0											3
	ESL	186	83	62	74.7	22	26.5	1	0.9	5	4.7											90
	ESL/Citizenship	0	0	0	0.0	0	0.0	0	0.0	0	0.0											0
	Family Literacy																					
	Basic Skills (ABE)	15	10	5	50.0	2	20.0	0	0.0	0	0.0											7
	ESL	424	369	241	69.1	78	22.3	0	0.0	8	1.9											327
	ESL/Citizenship	0	0	0	0.0	0	0.0	0	0.0	0	0.0											0
	Adult Secondary Education	10,354	3,775	1,654	43.8	335	8.9	270	2.6	701	6.8											2,960
EL Civics	**Civic Participation**	10,331	10,182													9,565	93.9	2,620	25.7	868	8.5	13,053
	Citizenship Preparation	3	3									0	0.0	0	0.0							0

Number of unduplicated learners: **126,148**

Notes: Total # of Enrollees Overall is a duplicated count of students across programs.
Percentages for GED and High School Diploma are based on total number of enrollees.
All other percentages are based on total number of enrollees with paired scores.

Visual TOPSpro - Version: 4.6. - Build: 15 *CASAS 2012* *Prepared by: Administrator*

Persisters
(attendance)

Egg
0 hours

Caterpillar
>0 to <12 hours

Chrysalis
12 to < 20 hours

Butterfly
20+ hours

California Adult Education Administrators' Association

What's Next for LA Unified Adult Education?

Student Tools for Educational Pathways (STEP)

STEP courses provide students with the resources, training and support they need to be successful in school by preparing them in the following areas:

- Orientation and pathways counseling
- Digital literacy and onboarding
- Student information and assessment



California Adult Education Administrators' Association

Taking a Hard Look in the Mirror at Program Effectiveness

Joseph Stark
Executive Director
LA Unified Adult Education
joseph.stark@lausd.net

Laura Chardiet
Coordinator
Program Policy & Development
LA Unified Adult Education
laura.chardiet@lausd.net

California Adult Education Administrators' Association